

Visas


Entries

Departures

Visas

Entries

Departures



Gail Wehmann, Principal
April 5, 2011



The pros and cons of tests:

- They measure how much students know.
- They can trigger anxiety and fear.


The image features two Tesla coils, one on the left and one on the right, both with their secondary windings and toploaders. A bright, jagged blue lightning bolt strikes from the top of the left coil towards the top of the right coil, creating a dramatic, high-contrast scene against a black background. The text is overlaid on this scene.

**Tests are not
Monsters!**

**They have no
fangs!**

**They need not
be feared!**

Parents can help decrease children's panic and improve their performance on tests.



Tests are like games:

- **Players and students follow instructions.**
- **Games and tests challenge participants.**
- **Games and tests can be fun.**




The Test-Taking Processes

- Preparing for the test
- Taking the test



WHY PREPARE FOR TESTS?




- To take the fear out of tests
- To get good grades
- To avoid panic and stress
- To find out how much a student has learned or not learned
- To identify areas for improvement.

HOW CAN STUDENTS PREPARE FOR TESTS?

- Attend class regularly.
- Always read the textbook and class material.
- Take notes.
- Ask the teacher where the test questions will come from.
- Study notes before a test.



A yellow notepad with a purple background. The notepad is tilted and has a folded top edge. The text is written in a bold, dark blue font.

**Study
notes
before a
test:**

- **Know definitions of terms and concepts.**
- **Know itemized lists.**
- **Know categories, classifications, elements, and parts.**
- **Review points emphasized in class.**
- **Review materials teacher asked students to study.**
- **Review questions in study guides and at the end of chapters.**

Tips for Preparing for Tests

- Remember that time is the key to test preparation.
- Reread material for main ideas and details.
- Write down key ideas, terms, and definitions.
- Anticipate what will be on the test.



Test Preparation Routine



- **1st night — skim material**
- **2nd night — skim again, review notes, read aloud key points**
- **3rd night — reread notes and study material aloud**
- **4th night — compose and take a sample test**
- **5th/6th night — review material again and take a sample test given by a parent or friend**

**Parents can
become
“Test Engineers”
by providing:**



- **A quiet place to study**
- **Adequate rest**
- **A nutritious meal**
- **A complimentary and reassuring word**

Test-taking Tips

- **Breathe deeply and slowly.**
- **Look over the entire test before starting.**
- **Read the directions carefully.**
- **Watch the clock; budget time carefully.**
- **Don't try to finish first.**
- **Stay away from bothersome students.**
- **Have pens, pencils, and erasers ready.**
- **Work on the easy questions first.**
- **Mark difficult questions and come back to them later.**
- **Proofread answers before turning in test.**

Ground Rules for Tests



- How much time will students have to take the test?
- Do all the questions have to be answered?
- Will students be penalized for not answering a question?
- Should I use pencil or ink?
- Do the questions have to be answered in order?
- What kind of test will it be?

Kinds of Tests

1. Objective Tests require identification or brief written responses and memorization of details:
 - True / False
 - Multiple Choice
 - Matching-Items
 - Completion / Short Answer



Kinds of Tests

2. Essay Tests require long answers. Students must analyze, compare, interpret, evaluate, or synthesize information.



Essay Tests

- Know what is wanted in the essay.
- Open the essay with an introduction.
- Organize the body in a systematic, logical way.
- Show relationships between people, events, and items.
- Compare and contrast information.
- Identify patterns.



Essay Tests

- Write the answer using key words or terms the teacher or text used.
- Use proper grammar and sentence structure.
- Close the essay with a conclusion.





Test-Makers

- Teacher-prepared tests reflect information teachers think is important.
- Commercially prepared tests reflect information found in textbooks.
- Standardized tests reflect information that conforms to national standards.